

INNOPHARMA HEALTHCARE PRIVATE LIMITED  
U74999MH2015PTC267088  
IND AS SUMMARY STATEMENT OF ASSETS AND LIABILITIES

EQUITY AND LIABILITIES	Notes	As Dec 31, 2025	As at March 31, 2025
		Rs.	Rs.
<b>I ASSETS</b>			
1) <b>Non-current assets</b>			
(a) Property, plant and equipment	3	7,03,875	1,49,446
(b) Right to Use	4	5,181	14,679
(g) Financial assets			
(i) Other non current financial assets	8	50,00,000	50,00,000
(c) Other non-current assets	5	2,08,495	2,08,495
(d) Deffered tax (assets)		37,854	50,280
<b>Total non current assets</b>		<b>59,55,404</b>	<b>54,22,900</b>
2) <b>Current assets</b>			
a) Financial assets			
(i) Trade receivables	6	1,27,34,227	1,10,96,125
(ii) Cash and cash equivalents	7	(14,33,333)	22,89,991
(iii) Loans	8	-	-
b) Current tax Assets (net)	10	55,34,957	35,19,075
c) Other current assets	11	55,61,529	41,40,042
<b>Total current assets</b>		<b>2,23,97,380</b>	<b>2,10,45,233</b>
<b>Total assets</b>		<b>2,83,52,784</b>	<b>2,64,68,133</b>
<b>II Equity and liabilities</b>			
<b>Equity</b>			
a) Equity share capital	12	10,00,000	10,00,000
b) Other equity	13	1,34,49,645	1,18,44,819
<b>Total equity</b>		<b>1,44,49,645</b>	<b>1,28,44,819</b>
<b>Liabilities</b>			
1) <b>Non-Current Liabilities</b>			
2) <b>Current liabilities</b>			
a) Financial liabilities			
(i) Short term borrowings	14	-	-
(ii) Trade payables	15	68,25,913	66,47,560
b) Other current liabilities	16	70,48,389	69,47,245
c) Short term provisions	17	28,838	28,509
<b>Total current liabilities</b>		<b>1,39,03,139</b>	<b>1,36,23,314</b>
<b>Liabilities associated with group(s) of assets held for disposal</b>			
<b>Total equity and liabilities</b>		<b>2,83,52,784</b>	<b>2,64,68,133</b>


The accompanying notes are an integral part of these standalone financial statements

As per report of even date


For Yatin Shetty & Co  
Chartered Accountants  
ICAI FRN:0153684W




**Yatin Shetty**  
Proprietor  
Membership Number: 198479  
UDIN:26198479FHNMG3108  
Place: Mumbai  
Date:05/02/2026



For and on behalf of the Board of Directors of  
Innopharma Healthcare Solutions Limited

  
**Giridhar Prem Balwani**  
(Director)  
DIN.: 00328949

  
**Agnelo Antony D'silva**  
(Director)  
DIN.: 07236964



IND-AS SUMMARY STATEMENT OF PROFIT AND LOSS

	Notes	For the Quarter ended	For the year ended
		Dec 31, 2025	March 31, 2025
		Rs.	Rs.
<b>Income</b>			
Revenue from operations	18	12,98,10,698	13,83,91,795
Other Income	19	2,29,842	4,04,909
<b>Total income</b>		<b>13,00,40,540</b>	<b>13,87,96,704</b>
<b>Expenses</b>			
Employee benefit expense	20	8,18,98,314	8,71,18,866
Depreciation and amortisation expense	21	66,770	1,06,985
Other expenses	22	4,59,20,743	5,05,82,133
<b>Total expenses</b>		<b>12,78,85,826</b>	<b>13,78,07,984</b>
<b>Profit before exceptional and extraordinary items and tax</b>		<b>21,54,713</b>	<b>9,88,720</b>
Prior Period Income/(Expense)			
<b>Profit before tax</b>		<b>21,54,713</b>	<b>9,88,720</b>
<b>Tax expense</b>			
Current tax		5,37,462	2,58,815
Add: Tax adjustment of earlier years			
Deferred tax		12,426	9,699
<b>Total tax expense</b>		<b>5,49,888</b>	<b>2,68,514</b>
<b>Profit after tax</b>		<b>16,04,825</b>	<b>7,20,206</b>
<b>Other comprehensive income</b>			
- Items that will not be reclassified to profit or loss			
Remeasurements of defined benefit liabilities			
- Income tax relating to items that will not be reclassified to profit or loss			
Other comprehensive income for the year, net of tax			
<b>Total comprehensive income for the year, net of tax</b>		<b>16,04,825</b>	<b>7,20,206</b>

**Earnings per equity share of Rs. 10 each**

- a) Basic  
b) Diluted

The accompanying notes are an integral part of these standalone financial statements

As per report of even date

As per report of even date

For Yatin Shetty & Co  
Chartered Accountants  
ICAI FRN:0153684W

*Yatin Shetty*

Yatin Shetty


Proprietor

Membership Number: 198479

UDIN: 26198479FHNMGB3108

Place: Mumbai

Date:05/02/2026



For and on behalf of the Board of Directors of  
Innopharma Healthcare Solutions Limited

Giridhar Prem Balwani

(Director)

DIN.: 00328949

*Agnelo Antony D'Silva*

(Director)

DIN.: 07236964




**INNOPHARMA HEALTHCARE PRIVATE LIMITED**

**Notes to the IND AS Financial statements**

**3. Property, Plant and Equipment**

	Computer & Prii	Office Equipments	Renovation	Total
Gross Block				
As at 1st April 2024	1,26,701	1,51,218	46,613	3,24,532
Additions	44,908			44,908
Disposals				-
Adjustments				
As at March 31, 2025	1,71,609	1,51,218	46,613	3,69,440
Additions	6,11,700			6,11,700
Disposals				
Adjustments				
As at 31st Dec 2025	7,83,309	1,51,218	46,613	9,81,140
As at April 1, 2024	80,025	41,642	12,066	1,33,733
Depreciation charge for the year	48,287	29,031	8,943	86,261
Disposals				
As at March 31, 2025	1,28,312	70,673	21,009	2,19,994
Depreciation charge for the quarter ended	36,388	15,912	4,971	57,271
Disposals				
As at 31st Dec 2025	1,64,700	86,585	25,980	2,77,265
Carrying Amount				
As at 1st April 2024	46,676	1,09,576	34,547	1,90,799
As at 31st March 2025	43,297	80,545	25,604	1,49,446
As at 31st Dec 2025	6,18,609	64,633	20,633	7,03,875



**INNOPHARMA HEALTHCARE PRIVATE LIMITED**

**Notes to the IND AS Financial statements**

Note 4

**Right to Use**

**Particulars**

<b>Particulars</b>	<b><u>As at Dec 31, 2025</u></b>	<b><u>As at March 31, 2025</u></b>	<b><u>As at April 1, 2024</u></b>
<b><u>Gross Carrying Amount</u></b>			
Opening Gross Carrying amount	62,171	62,171	62,171
Add: Additions during the year			
Closing Gross Carrying amount	<u>62,171</u>	<u>62,171</u>	<u>62,171</u>
<b><u>Accumulated Depreciation</u></b>			
Opening Accumulated Depreciation	47,492	26,768	6,044
Add: Additions during the year	9,499	20,724	20,724
Closing Accumulated Depreciation	<u>56,991</u>	<u>47,492</u>	<u>26,768</u>
Net Carrying Amount	<u>5,181</u>	<u>14,679</u>	<u>35,403</u>



**INNOPHARMA HEALTHCARE PRIVATE LIMITED**

**Notes to the IND AS Financial statements**

**5 Other non-current assets**

Particulars	As at Dec 31, 2025	As at March 31, 2025	As at April 1, 2024
	Rs.	Rs.	Rs.
<u>Unsecured, considered good</u>			
Security Deposit for premises	2,06,612	2,06,612	2,06,612
others	1,883	1,883	1,350
<b>Total</b>	<b>2,08,495</b>	<b>2,08,495</b>	<b>2,07,962</b>

**6 Trade Receivables**

Particulars	As at Dec 31, 2025	As at March 31, 2025	As at April 1, 2024
	Rs.	Rs.	Rs.
<u>Unsecured, considered good</u>			
From Others	1,28,51,328	1,11,86,418	90,29,815
Less: Allowance for expected credit loss	1,17,101	90,293	45,149
<b>Total</b>	<b>1,27,34,227</b>	<b>1,10,96,125</b>	<b>89,84,666</b>

**Note:**

The provision for the impairment of trade receivables has been made on the basis of the expected credit loss method

**Note:**

- a Trade receivable are receivable in normal operating cycle and are shown net of an allowance for doubtful debts, if any.
- b First pari passu charge by way of hypothecation or indenture of mortgage for various credit facilities by lenders
- c Trade receivables are non-interest bearing .

**Ageing of Trade Receivables as at 31st December 2025**


Particulars	Outstanding for following periods from due date of payment		
	Less than 6 months	6 months -1 year	1-2 years
(i) Undisputed Trade receivables – considered good	1,28,51,328		
(ii) Undisputed Trade Receivables – considered doubtful			
(iii) Disputed Trade Receivables considered good			
(iv) Disputed Trade Receivables considered doubtful			

Particulars	Outstanding for following periods from due date of payment		
	2-3 years	3 years +	Total
(i) Undisputed Trade receivables – considered good			1,28,51,328
(ii) Undisputed Trade Receivables – considered doubtful			
(iii) Disputed Trade Receivables considered good			
(iv) Disputed Trade Receivables considered doubtful			

**Ageing of Trade Receivables as at 31st March 2025**

Particulars	Outstanding for following periods from due date of payment		
	Less than 6 months	0-1 year	1-2 years
(i) Undisputed Trade receivables – considered good	1,11,86,418		
(ii) Undisputed Trade Receivables – considered doubtful			
(iii) Disputed Trade Receivables considered good			
(iv) Disputed Trade Receivables considered doubtful			

Particulars	Outstanding for following periods from due date of payment		
	2-3 years	3 years +	Total
(i) Undisputed Trade receivables – considered good			1,11,86,418
(ii) Undisputed Trade Receivables – considered doubtful			
(iii) Disputed Trade Receivables considered good			
(iv) Disputed Trade Receivables considered doubtful			



**INNOPHARMA HEALTHCARE PRIVATE LIMITED****Notes to the IND AS Financial statements****Ageing of Trade Receivables as at April 1, 2024**

Particulars	Outstanding for following periods from due date of payment		
	Less than 6 months	0-1 year	1-2 years
(i) Undisputed Trade receivables – considered good	90,29,815		
(ii) Undisputed Trade Receivables – considered doubtful			
(iii) Disputed Trade Receivables considered good			
(iv) Disputed Trade Receivables considered doubtful			

Particulars	Outstanding for following periods from due date of payment		
	2-3 years	3 years +	Total
(i) Undisputed Trade receivables – considered good			90,29,815.00
(ii) Undisputed Trade Receivables – considered doubtful		-	
(iii) Disputed Trade Receivables considered good			
(iv) Disputed Trade Receivables considered doubtful			

**7 Cash and cash equivalents**

Particulars	As at Dec 31, 2025	As at March 31, 2025	As at April 1, 2024
	Rs.	Rs.	Rs.
Cash on hand	1,017	376	3,891
Balances with banks in current accounts	(14,34,350)	22,89,615	30,16,107
Fixed Deposits			
<b>Total</b>	<b>(14,33,333)</b>	<b>22,89,991</b>	<b>30,19,998</b>

**8 Loans**

Particulars	As at Dec 31, 2025	As at March 31, 2025	As at April 1, 2024
	Rs.	Rs.	Rs.
<u>Unsecured, considered good</u>			
Other Loans and Advances	-	-	7,95,000
Less: Allowance for expected credit loss			9,400
Loans and advances to employees at amortised cost			
<b>Total</b>	<b>-</b>	<b>-</b>	<b>7,85,600</b>

**9 Other non-current financial assets**

Particulars	As at Dec 31, 2025	As at March 31, 2025	As at April 1, 2024
	Rs.	Rs.	Rs.
Unsecured, considered good			
Fixed deposit with a bank (original maturity more than 12 months)	50,00,000	50,00,000	50,00,000
<b>Total</b>	<b>50,00,000</b>	<b>50,00,000</b>	<b>50,00,000</b>

**11 Other current assets**

Particulars	As at Dec 31, 2025	As at March 31, 2025	As at April 1, 2024
	Rs.	Rs.	Rs.
Unsecured, considered good			
Prepaid Expenses	49,32,458	35,21,417	20,03,382
Accrued interest	29,071	18,625	34,122
Advance from Customer	6,00,000	6,00,000	
<b>Total</b>	<b>55,61,529</b>	<b>41,40,042</b>	<b>20,37,504</b>



INNOPHARMA HEALTHCARE PRIVATE LIMITED  
Notes to the IND AS Financial statements

12 Equity share capital

12.1 Authorised share capital

Particulars	Number of shares	Rs.
At April 1, 2024	1,00,000	10,00,000
Changes during the year	-	-
At March 31, 2025	1,00,000	10,00,000
Changes during the year	-	-
At Dec 31, 2025	1,00,000	10,00,000

12.2 Reconciliation of the number of equity shares and amount outstanding at the beginning and at the end of the reporting year:

	Number of shares	Rs.
At April 1, 2024	1,00,000	10,00,000
Changes during the year	-	-
At March 31, 2025	1,00,000	10,00,000
Changes during the year	-	-
At Dec 31, 2025	1,00,000	10,00,000

12.3 Terms / rights attached to equity shares

The Company has one class of equity shares having a par value of Rs 10 per share. Each shareholder is entitled to one vote per equity share held. The dividend proposed by the Board of Directors is subject to the approval of the shareholders in the ensuing Annual General Meeting, except in case of interim dividend. In the event of liquidation on the Company, the equity shareholders are eligible to receive remaining assets of the Company, after distribution of all preferential amounts, in proportion to their shareholding.

12.4 Shareholders holding more than 5% of the paid up equity share capital of the Company:

Name of the shareholders	As at Dec 31, 2025	
	No. of shares held	% of holding
Global Space Technologied Ltd	51,000	51.00%
Girdhar Balwani	24,500	24.50%
Angnelo D'Silva	24,500	24.50%

Name of the shareholders	As at March 31, 2025	
	No. of shares held	% of holding
Global Space Technologied Ltd	51,000	51.00%
Girdhar Balwani	24,500	24.50%
Angnelo D'Silva	24,500	24.50%


Name of the shareholders	As at April 1, 2024	
	No. of shares held	% of holding
Girdhar Balwani	50,000	50.00%
Angnelo D'Silva	50,000	50.00%

Shares held by promoters at the end of the year- 31st March 2024

Promoter Name	No of shares	% of total shares	% change during the year
Girdhar Balwani	50,000	24.50%	Nil
Angnelo D'Silva	50,000	24.50%	Nil

Shares held by promoters at the beginning of previous year-1st April 2025

Promoter Name	No of shares	% of total shares	% change during the year
Girdhar Balwani	50,000	24.50%	Nil
Angnelo D'Silva	50,000	24.50%	Nil



13 Other equity

Particulars	As at Dec 31, 2025	As at March 31, 2025	As at April 1, 2024
Retained earnings	1,34,49,645	1,18,44,819	1,11,24,613
	1,34,49,645	1,18,44,819	1,11,24,613

Particulars	As at Dec 31, 2025	As at March 31, 2025	As at April 1, 2024
<b>13.1 Retained earnings</b>			
Balance at the beginning of the year	1,18,44,819	1,11,24,613	1,11,07,388
Adjustments for first time adoption			
Amortisation- right to use			
Rent Equalisation			
Expected Credit Loss			
Interest income			
Deffered tax			
Add: Restated Profit for the year	16,04,825.38	7,20,206	17,225.00
Items that will not be reclassified to profit or loss :			
- Remeasurement of defined benefit obligation			
- Income tax relating to above item			
Balance at the end of the year	<b>1,34,49,645</b>	<b>1,18,44,819</b>	<b>1,11,24,613</b>
<b>Total</b>	<b>1,34,49,645</b>	<b>1,18,44,819</b>	<b>1,11,24,613</b>

Note:

Nature of reserves

a) **Retained earnings**

Retained earnings represents surplus/accumulated earnings of the Company and are available for distribution to shareholders.



**INNOPHARMA HEALTHCARE PRIVATE LIMITED**  
**Notes to the IND AS Financial statements**

14 **Short term borrowings**

Particulars	As at Dec 31, 2025	As at March 31, 2025	As at April 1, 2024
	Rs.	Rs.	Rs.
HDFC Bank OD	-	-	-
<b>Total</b>	<b>-</b>	<b>-</b>	<b>-</b>

Secured by lien on Fixed Deposits with HDFC Bank

15 **Trade Payable**

Particulars	As at Dec 31, 2025	As at March 31, 2025	As at April 1, 2024
	Rs.	Rs.	Rs.
Trade Payable	68,25,913	66,47,560	76,81,444
<b>Total</b>	<b>68,25,913</b>	<b>66,47,560</b>	<b>76,81,444</b>

16 **Other current liabilities**


Particulars	As at Dec 31, 2025	As at March 31, 2025	As at April 1, 2024
	Rs.	Rs.	Rs.
Statutory dues	44,36,671	44,37,301	35,26,826
Outstanding expenses	26,11,718	25,09,944	2,67,645
Advance from Debtors	-	-	-
<b>Total</b>	<b>70,48,389</b>	<b>69,47,245</b>	<b>37,94,471</b>

17 **Short term provisions**

Particulars	As at Dec 31, 2025	As at March 31, 2025	As at April 1, 2024
	Rs.	Rs.	Rs.
Rent equalisation	28,838	28,508	28,068
<b>Total</b>	<b>28,838</b>	<b>28,508</b>	<b>28,068</b>

10 **Income Tax and Deferred Tax**  
**Current Tax Assets (net)**

Particulars	As at Dec 31, 2025	As at March 31, 2025	As at April 1, 2024
	Rs.	Rs.	Rs.
Income Tax (net of provisions)	55,34,957	35,19,075	33,06,686
<b>Total</b>	<b>55,34,957</b>	<b>35,19,075</b>	<b>33,06,686</b>



INNOPHARMA HEALTHCARE PRIVATE LIMITED  
Notes to the IND AS Financial statements

18 Revenue from operations

Particulars	For the Quarter ended Dec 31, 2025 Rs.	For the year ended March 31, 2025 Rs.	For the year ended March 31, 2024 Rs.
Sale of: Products Services	12,98,10,698	13,83,91,795	10,77,81,252
Total	12,98,10,698	13,83,91,795	10,77,81,252

19 Other Income

Particulars	For the Quarter ended Dec 31, 2025 Rs.	For the year ended March 31, 2025 Rs.	For the year ended March 31, 2024 Rs.
Interest - Interest on Fixed Deposits - Interest others	2,29,842	4,04,909	3,88,317
Total	2,29,842	4,04,909	3,88,317

20 Employee Benefits Expenses

Particulars	For the Quarter ended Dec 31, 2025 Rs.	For the year ended March 31, 2025 Rs.	For the year ended March 31, 2024 Rs.
Salaries, Wages and Bonus	7,44,21,782	7,69,65,552	7,83,32,432
Contribution to provident and other funds	49,18,290	70,00,622	
Director Remuneration	20,75,000	27,00,000	63,50,000
Employees welfare	4,83,242	4,52,692	6,43,164
Total	8,18,98,314	8,71,18,866	8,53,25,596

17 Finance costs

Particulars	For the Quarter ended Dec 31, 2025 Rs.	For the year ended March 31, 2025 Rs.	For the year ended March 31, 2024 Rs.
Interest expense on: Borrowings: Term loans Working capital Vehicle Loans Other unsecured loans Other loans Others			-
Other borrowing costs: Processing and other charges Bank charges			
Total	-	-	-

21 Depreciation & amortisation expense

Particulars	For the Quarter ended Dec 31, 2025 Rs.	For the year ended March 31, 2025 Rs.	For the year ended March 31, 2024 Rs.
Depreciation on property, plant and equipment	57,271	86,261	1,33,733
Right to use	9,499	20,724	20,724
Total	66,770	1,06,985	1,54,457



## 22 Other expenses:

Particulars	For the Quarter ended Dec 31, 2025 Rs.	For the year ended March 31, 2025 Rs.	For the year ended March 31, 2024 Rs.
Rent, Rates and Taxes	4,33,680	5,62,640	5,54,840
Payments to auditor (Note 35)	75,000	1,00,000	1,00,000
Printing and Stationery	24,635	43,946	1,24,948
Office expenses	25,889	67,215	72,530
Communication Exp.	53,080	76,861	94,822
Conveyance and travelling	2,31,40,736	2,54,17,718	99,27,372
Bank Charges	17,772	3,865	849
Business promotion	3,24,643	4,29,439	5,98,547
Electricity	71,355	39,503	34,084
Professional fees	2,08,57,417	2,31,26,998	98,24,095
Postage and courier	28,238	66,772	86,497
Insurance	7,42,026	5,59,324	2,12,901
Misc Fees	-	7	99,307
Website charges	55,260	48,300	99,257
Repairs and maintenance	44,204	3,800	9,754
ECL	26,808	35,744	35,229
Service charges			7,50,000
Total	4,59,20,743	5,05,82,133	2,26,25,032

## 22.a Payment to Auditor

Particulars	For the Quarter ended Dec 31, 2025 Rs.	For the year ended March 31, 2025 Rs.	For the year ended March 31, 2024 Rs.
a. Audit Fees	75,000	1,00,000	1,00,000
a. Other Services	75,000	1,00,000	1,00,000



**INNOPHARMA HEALTHCARE PRIVATE LIMITED**

## Notes to the IND AS Financial statements

**23 Related party disclosures:**

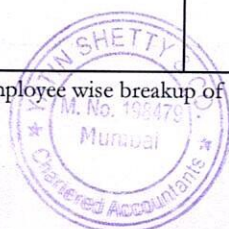
23.1 The following table provides the list of related parties and material transactions that have been entered into with related parties for the relevant financial years

Sl. No	Name of the related party	Relationship
1	Girdhar Balwani	Key Management Personnel (KMP's) represented on the Board
2	Angnelo D'Silva	
3	Angnelo D'Silva	Key Management Personnel (KMP's) -Chief Financial Officer
4	Dwelyn D'silva	Relative of Key Management Personnel (KMP's)
5	Denise D'Silva	
6	NA	Enterprise over which directors have significant influence.
7	Global Space Technology Pvt Ltd	Holding Company

## 23.2 Transactions with related parties:

Sl. No.	Particulars	As at Dec 31, 2025 Rs.	As at March 31, 2025 Rs.
1	<b>Capital transactions</b>		
	<u>Intercompany Deposits given</u>	-	-
	<u>Intercompany Deposits repaid</u>	-	-
	<u>Unsecured Loans Taken</u>	-	-
	<u>Unsecured Loans repaid</u>	-	-
2	<b>Revenue transactions</b>		
	<u>Purchase</u>		
	Global Space Technology Pvt Ltd	7,21,806.00	-
	<u>Expenses</u>		
	Angnelo D'Silva	4,21,734.00	10,05,940.58
	<u>Remuneration to KMP</u>		
	Angnelo D'Silva	14,00,000.00	33,00,000.00
	Giridhar Balwani	6,75,000.00	20,00,000.00
	Nagesh Kothari	-	1,50,000.00
	Sandeep Tandon	-	9,00,000.00

(\* excluding incremental liability for gratuity as employee wise breakup of such liability based on estimation is not ascertainable)



**INNOPHARMA HEALTHCARE PRIVATE LIMITED**



**Notes to the IND AS Financial statements**

23.3 Amounts outstanding for related parties:

		As at Dec 31, 2025	As at March 31, 2025
		Rs.	Rs.
1	<b>Equity and Liabilities</b> <b>Intercompany Deposit</b>	0	0
2	<b>Unsecured loans</b>	6,00,000	6,00,000
3	<b>Deposits</b>	0	-
4	<b>Sundry Debtors</b> Global Space Technology Pvt Ltd	2,17,316	-

**Notes:**

- (a) Related party relationships are as identified by the Company on the basis of information available and relied upon by the auditors.
- (b) No amount has been written off or written back in respect of debts due from or to related parties.




Cash Flow statement for the year ended 31st March 2025

	As at Dec 31, 2025	As at March 31, 2025
<b>Cash flow from operating activities</b>		
Profit before tax	21,54,713	9,88,720
<b>Non-cash adjustment to reconcile profit before tax to net cash flows</b>		
Depreciation/ amortization on continuing operation	66,770	1,06,985
Interest expense	-	-
Interest income	-2,29,842	-4,04,909
<b>Operating profit before working capital changes</b>		
<b>Movements in working capital :</b>		
Increase/ (decrease) in trade payables	1,78,353	-10,33,884
Increase / (decrease) in long-term provisions	-	-
Increase / (decrease) in short-term provisions	329	440
Increase/ (decrease) in other current liabilities	1,01,144	31,52,774
Increase/ (decrease) in other long-term liabilities	-	-
Decrease/(Increase) in other non current assets	-	-533
Decrease/(Increase) in other current assets	-	-
Decrease / (increase) in trade receivables	-16,38,102	-21,11,460
Decrease / (increase) in inventories	-	-
Decrease / (increase) in Deferred Tax	-	-
Decrease / (increase) in short-term loans and advances	-	7,85,600
Decrease / (increase) in other current assets	-34,37,369	-23,14,927
<b>Cash generated from / (used in) operations</b>	<b>-28,04,004</b>	<b>-8,31,192</b>
Direct taxes paid (net of refunds)	-2,58,815	-2,58,815
<b>Net cash flow from/ (used in) operating activities (A)</b>	<b>-30,62,819</b>	<b>-10,90,007</b>
<b>Cash flows from investing activities</b>		
Purchase of fixed assets, including CWIP and capital advances	-6,11,700	-
Proceeds of non-current investments	-	-
Interest received	2,29,842	4,04,909
<b>Net cash flow from/ (used in) investing activities (B)</b>	<b>-3,81,858</b>	<b>4,04,909</b>
<b>Cash flows from financing activities</b>		
Proceeds from long-term borrowings	-	-
Repayment of Short-term borrowings	-	-
Interest paid	-	-
<b>Net cash flow from/ (used in) in financing activities (C)</b>	<b>-</b>	<b>-</b>
<b>Net increase/(decrease) in cash and cash equivalents (A + B + C)</b>	<b>-34,44,677</b>	<b>-6,85,098</b>
Cash and cash equivalents at the beginning of the year	22,89,991	30,19,998
<b>Cash and cash equivalents at the end of the year</b>	<b>-14,33,333</b>	<b>22,89,991</b>
<b>Components of cash and cash equivalents</b>		
Cash on hand	1,017	376
With banks- on current account	-14,34,350	22,89,615
<b>Total cash and bank balances</b>	<b>-14,33,333</b>	<b>22,89,991</b>
Less: Fixed Deposits (under lien)	-	-
<b>Cash &amp; Cash Equivalents in Cash Flow Statement:</b>	<b>-14,33,333</b>	<b>22,89,991</b>

For Yatin Shetty & Co  
Chartered Accountants  
ICAI FRN:0153684W

Yatin Shetty  
Proprietor  
Membership Number: 198479  
UDIN: 26198479FHNMG3108




Place: Mumbai  
Date: 05/02/2026

For and on behalf of the Board of Directors of  
Innopharma Healthcare Solutions Limited

Giridhar Prem Balwani  
(Director)  
DIN.: 00328949

Agnelo Antony D'silva  
(Director)  
DIN.: 07236964



INNOPHARMA HEALTHCARE PRIVATE LIMITED  
IND AS SUMMARY OF STATEMENT OF CHANGE IN EQUITY

a) Equity Share Capital

Equity Shares of Rs. 10 each issued, subscribed and fully paid up

	Number of shares	Amount (Rs.)
Balance as at April 1, 2024	1,00,000	1,00,000
Changes during the year	-	-
Balance as at March 31, 2025	1,00,000	1,00,000
Changes during the year	-	-
Balance as at March 31, 2026	1,00,000	1,00,000

b.) Other Equity

	Retained earnings Rs.	Total Rs.
Balance as at 31st March 2025	1,11,07,388	1,11,07,388
Changes in accounting policy / standards due to first time adoption of Ind AS	7,20,206	7,20,206
As at April 1, 2025 (Restated balance at the beginning of the reporting period)	1,18,27,594	1,18,27,594
Restated Profit for the year	-	-
Other Comprehensive Income (net of tax)	-	-
Balance as at March 31, 2025	1,18,27,594	1,18,27,594
Restated Profit for the year	16,04,825	16,04,825
Other Comprehensive Income (net of tax)	-	-
Balance as at December 31, 2025	1,34,32,420	1,34,32,420

For Yatin Shetty & Co  
Chartered Accountants  
ICAI FRN:0153684W

Yatin Shetty  
Proprietor  
Membership Number: 198479  
UDIN: 26198479FHNMG3108



Place: Mumbai  
Date: 05/02/2026

For and on behalf of the Board of Directors of  
Innopharma Healthcare Solutions Limited

Giridhar Prem Balwani  
(Director)  
DIN.: 00328949

Agnelo Antony D'Silva  
(Director)  
DIN.: 07236964



**INNOPHARMA HEALTHCARE PRIVATE LIMITED**

**Notes to the IND AS Financial statements**

**24 Employee benefit obligations**  
**i) Defined Contribution Plans**

Provident Fund: Contribution towards provident fund for employees is made to the regulatory authorities, where the Company has no further obligations. Such benefits are classified as Defined Contribution Schemes as the Company does not carry any further obligations, apart from the contributions made on a monthly basis.

Contribution to Defined Contribution Plans, recognized as expense for the year as under:

	As at Dec 31, 2025	As at March 31, 2025
	Rs.	Rs.
Employer's Contribution to Provident Fund	47,15,777	65,33,365
<b>Total</b>	<b>47,15,777</b>	<b>65,33,365</b>

**ii) Defined Benefits Plans**

The Company does not have any defined benefit plans (such as gratuity, pension, or post-employment benefits) for its employees during the year. Hence, the disclosure requirements as prescribed under Ind AS 19 "Employee Benefits" are not applicable.



INNOPHARMA HEALTHCARE PRIVATE LIMITED

Notes to the IND AS Financial statements

25 Financial Instruments - Accounting Classifications and Fair Value Measurements

The fair values of the financial assets and liabilities are included at the amount at which the instrument could be exchanged in a current transaction between willing parties, other than in a  
The following methods and assumptions were used to estimate the fair values:  
Fair value of cash and cash equivalent, bank balances other than cash and cash equivalent, trade receivables, trade payables, other current financial liabilities approximate their carrying amounts  
The Company uses the following hierarchy for determining and disclosing the fair value of financial instruments by valuation technique:  
The carrying amounts and fair values of financial instruments by category are as follows:

As at Dec 31, 2025		Instruments carried at			
	Note	At cost	FVTPL	Amortised Cost	Total Carrying Amount
<b>Financial Assets</b>					
Right to Use	5			5,181	5,181
Other non-current assets	6			2,08,495	2,08,495
Trade receivables	7			1,27,34,227	1,27,34,227
Cash and cash equivalents	8			(14,33,333)	(14,33,333)
Loans	9			-	-
Other financial assets	10			-	-
				<b>1,15,14,570</b>	<b>1,15,14,570</b>
<b>Financial Liabilities</b>					
<b>Non-Current</b>					
Borrowings	11			-	-
Lease liabilities	12			-	-
<b>Current</b>					
Borrowings	13			-	-
Short term Provision	14			28,838	28,838
Trade and other payables	15			68,25,913	68,25,913
Other current liabilities	16			70,48,389	70,48,389
				<b>28,838</b>	<b>28,838</b>

As at March 31, 2025		Instruments carried at			
	Note	At cost	FVTPL	Amortised Cost	Total Carrying Amount
<b>Financial Assets</b>					
Right to Use	5			14,679	14,679
Investments	6			-	-
Other non-current assets	7			2,08,495	2,08,495
Trade receivables	8			1,10,96,125	1,10,96,125
Cash and cash equivalents	9			22,89,991	22,89,991
Loans	10			-	-
Other current assets	11			41,40,042	41,40,042
				<b>1,77,49,332</b>	<b>1,77,49,332</b>
<b>Financial Liabilities</b>					
<b>Non-Current</b>					
Borrowings	12			-	-
Other financial liabilities	13			-	-
<b>Current</b>					
Short term provision	14			28,509	28,509
Other current liabilities	15			69,47,245	69,47,245
Trade and other payables	16			66,47,560	66,47,560
				<b>69,75,754</b>	<b>69,75,754</b>

As at April 1, 2024		Instruments carried at			
	Note	At cost	FVTPL	Amortised Cost	Total Carrying Amount
<b>Financial Assets</b>					
Right to Use	5			35,403	35,403
Investments	6			-	-
Other non-current assets	7			2,07,962	2,07,962
Trade receivables	8			89,84,666	89,84,666
Cash and cash equivalents	9			30,19,998	30,19,998
Loans	10			7,85,600	7,85,600
Other current assets	11			20,37,504	20,37,504
				<b>1,50,71,133</b>	<b>1,50,71,133</b>
<b>Financial Liabilities</b>					
<b>Non-Current</b>					
Borrowings	12			-	-
Other financial liabilities				-	-
<b>Current</b>					
Trade Payable	14			76,81,444	76,81,444
Other financial liabilities	19			37,94,471	37,94,471
				<b>1,14,75,915</b>	<b>1,14,75,915</b>

